



## SPECIFICATIONS

Optishade is a colorimeter, an optoelectronic device, that allows to measure colors in the dental color space. Optishade works exclusively together with an iPhone or an iPad (not supplied).

**VERY IMPORTANT:** your Optishade is an advanced technology device that needs to be manipulated with the greatest care. Any issue resulting from a wrong or abusive use of your Optishade is not covered by the warranty (warranty: 1 year).



Unit dimensions	length 51 mm diameter 81,5 mm weight 60g
Functions with iOS	Compatible with all devices running iOS/ iPadOS 17 or later
Power supply	Rechargeable Lithium battery ion 400 mAh
Battery life	4 to 6 hours of use 300 days on standby

## Contents

- 1 assembled OPTISHADE unit with Capture Cone and Calibration Cap
- 4 capture cones
- 4 calibration caps
- 1 Instruction booklet
- 1 USB-C charging cable
- 1 USB-C to USB-A adapter
- 30 days free license Matisse



NOT STERILE. REFER TO CLEANING AND DISINFECTING SECTION

**WARNING!** A calibration card is located inside the calibration cap. The calibration card is extremely fragile and sensible. You should in no way touch it with your fingers nor risk to stain it. The calibration Cap cannot be disinfected nor sterilized. In case you are unsure about its cleanliness or in case of a risk of cross contamination, please immediately discard it and take a new one.

**WARNING!** Each component has only one mounting position possible. It is recommended to train a little bit for a good understanding of mounting principles.

**WARNING!** Never try to open the Optishade base. This one is sealed and the fact of opening it cancels the warranty of the producer. **Beware** for not risking any infiltration of liquid inside the base of your Optishade.

**VERY IMPORTANT!** Any damage caused by an infiltration of liquid inside the base of your Optishade is not covered by the producer's warranty.

## Quick Start Guide - BLUETOOTH VERSION








#70100-OS-BT-07/2025



Smile Line SA  
Z.I. La Clef, 5  
CH-2610 St. Imier  
Switzerland  
+41 32 944 22 44  
mail@smileline.ch  
www.smileline.ch



## 1. Fully charge the unit

 <p>No Lights: <b>OPTISHADE</b> is OFF</p> <p>If <b>OPTISHADE</b> light indicator is off when plugged with a cable, it is not charging.</p>	 <p>Blue: <b>OPTISHADE</b> connecting/connected via Bluetooth.</p> <p>Check status of connection/calibration in the app.</p>
 <p>Orange: Battery error, please disconnect, wait for 5 minutes and plug back to a charger. If the orange light persists please contact assistance.</p>	 <p>Green: <b>OPTISHADE</b> is fully charged.</p>
 <p>Red: <b>OPTISHADE</b> is charging.</p>	<p>Note: <b>OPTISHADE</b> has a residual back-up battery that has to be charged before measuring is allowed, it can take up to three hours charging if the battery is depleted.</p> <p>It is normal that after a brief charge, connection is possible but still not possible to make measurements.</p>

## 2. Download free Optishade app



## 3. Connect Optishade to an iOS device and follow app instructions



## 4. Calibrate, remove the cap and start measuring

