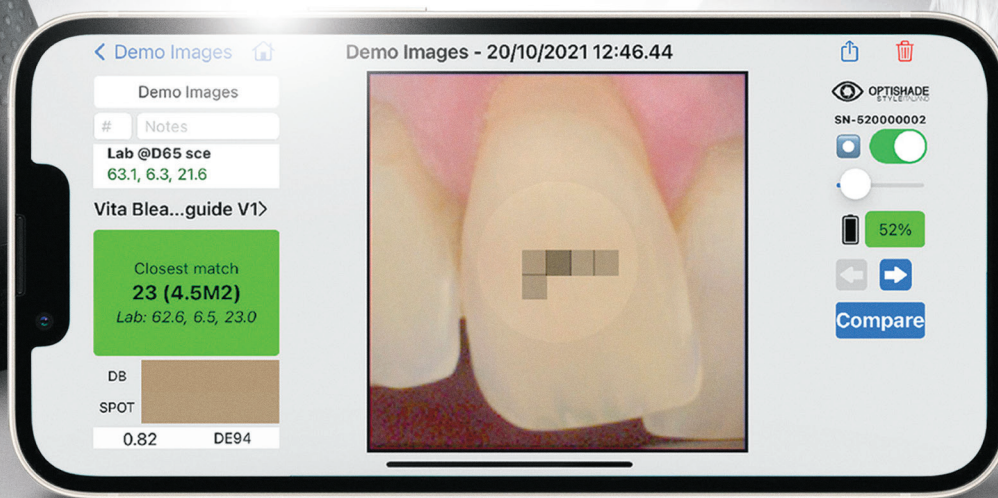


Smile Line   
www.smileline.ch

# OPTI-SHADE

DIGITAL SHADE MATCHING (LAB)



## THE DIGITAL REVOLUTION IN THE PALM OF YOUR HAND

BLUETOOTH VERSION







# OPTISHADE

STYLEITALIANO

For as long as anyone can remember, developers and enthusiasts have been trying to find alternatives to using commercial shade guides for shade selection in the mouth. The best solution until now has been to create one's own samples and shade tabs made from the actual materials used—ceramic or composite. However, the shade-taking process itself remains analogue and must be backed by solid experience and visual training.

## OPTISHADE STYLEITALIANO

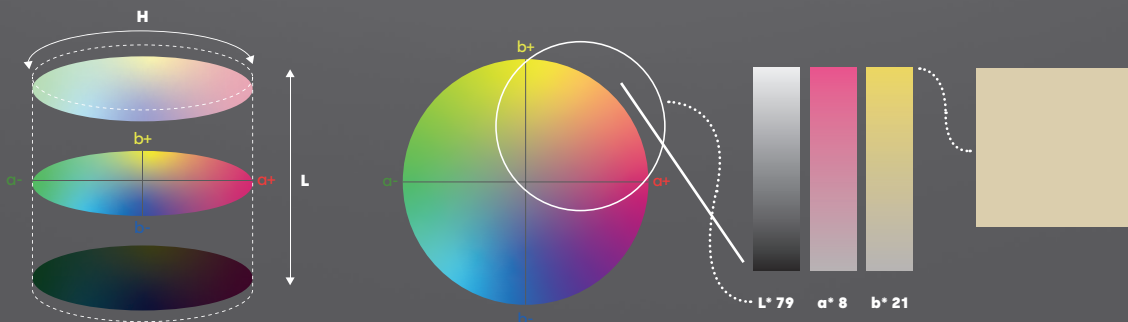
brings a groundbreaking solution to intraoral shade matching. Never before has a digital shade-taking device offered such precision and repeatability.

The measured shade is communicated in **L\*a\*b\*** coordinates — universal values in the world of colorimetry — unequivocal and easily interpreted by the user. These **L\*a\*b\*** coordinates are either:

- used and compared with the most common commercial shade guides stored in the **OPTISHADE STYLEITALIANO** database,
- or exported to the Matisse software, which will calculate all the ceramic powder recipes and mixtures needed for the given case.

## READING COLOR COORDINATES

The **L\*a\*b\*** color space numerically defines all colors in three dimensions. **L\*** stands for lightness, **a\*** for the green–red component, and **b\*** for the blue–yellow component.



**L\* scale:** brightness in contrast with darkness, where 100 is white and 0 is black.

**a\* scale:** red-to-green axis, where a positive value indicates red and a negative value indicates green.

**b\* scale:** yellow-to-blue axis, where a positive value indicates yellow and a negative value indicates blue.

In dentistry, color coordinates are extremely easy to read because we mainly deal with brightness (**L\***), red (**a\***), and yellow (**b\***). It is very rare to explore negative values.

**L\*a\*b\*** scales transcend language barriers, allowing color communication independently of the device and providing the necessary data to calculate color differences.

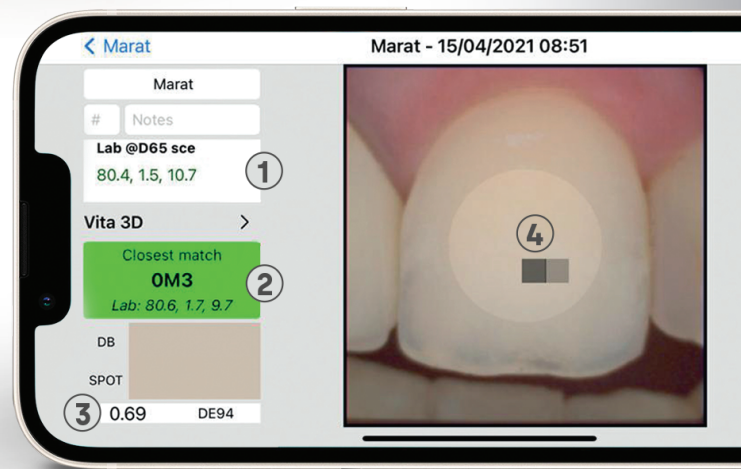
**OPTISHADE STYLEITALIANO** communicates using both Lab and LCH coordinates, making color communication highly intuitive and precise.

# OPTI-SHADE

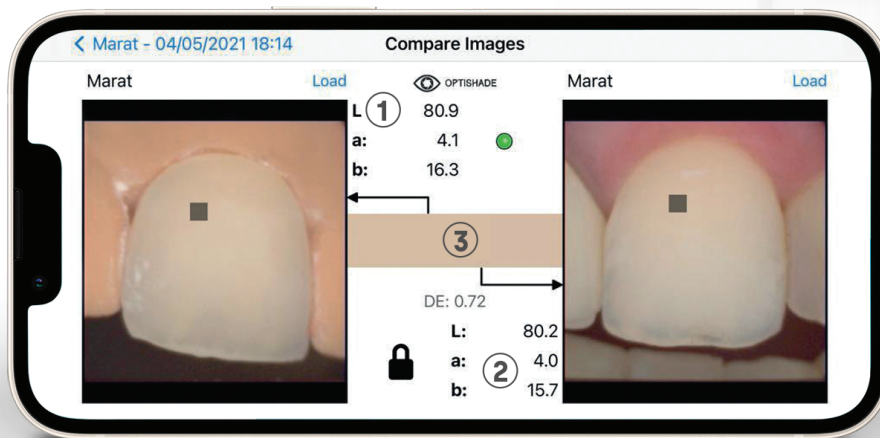
DIGITAL SHADE MATCHING (LAB)

- ① **L\*a\*b\*** values of the measured tooth
- ② **L\*a\*b\*** values of the closest matching shade from a shade guide in the database
- ③ Delta E – color difference between the two values
- ④ Shade reference area  
(the point can be moved by dragging it with your finger)

The information displayed on your phone screen is very clear and always shows the **L\*a\*b\*** coordinates of the measured tooth alongside the values of the closest recognized commercial shade



- ① **L\*a\*b\*** values of the crown
- ② **L\*a\*b\*** values of the natural tooth
- ③ Reference point for comparison



Compare» function between the crown and the natural tooth measurement.

” RELIABILITY AND TIME-SAVING  
FOR BOTH THE TECHNICIAN AND  
THE PATIENT ”

Yann Fischer, dental technician and **OPTISHADE** user



EASY TO USE



HIGHLY RELIABLE  
SHADE ACCURACY



ULTRA-PRECISE  
RESULTS



CONSISTENT SHADE  
MATCHING



TIME-SAVING

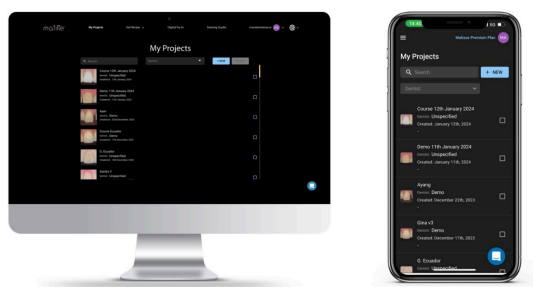


LIGHTWEIGHT AND  
ERGONOMIC

# ” A REVOLUTIONARY WORK TOOL ”

Yann Fischer, dental technician and **OPTISHADE** user

matisse®



The Matisse software leverages big data and artificial intelligence technologies to simplify the dental shade matching process. The software, which integrates **OPTISHADE STYLEITALIANO**, provides complete solutions for tooth restoration — from shade capturing and analysis to recipe generation using the most popular ceramic brands. The recipes generated by Matisse consist solely of pure ceramic powders, enabling restorations that replicate the histo-anatomy of natural teeth, based on three key parameters:

- The color information of the preparation
- The color information of the target tooth
- The total space available for the restoration



Description	N° Art.
Optishade Full Set Bluetooth	70100-OS-BT
Capture Guide Cone (5pcs)	70110-OS
Calibration Cap (5pcs)	70120-OS
Hardcase	70130-OS
USB-C Charging Cable	70160-OS-BT
USB-C to USB-A Adapter	70165-OS-BT

Unit dimensions	length 51 mm diameter 81,5 mm weight 60g
Functions with iOS	Compatible with all devices running iOS/ iPadOS 17 or later
Power supply	Rechargeable Lithium battery ion 400 mAh
Battery life	4 to 6 hours of use 300 days on standby

Smile Line ☺  
made in switzerland

Z.I La Clef 5, 2610 St-Imier, Suisse  
T +41 32 944 22 44 - F +41 32 944 22 45  
mail@smileline.ch - www.smileline.ch